

**BOARD OF ALDERMEN
CITY OF TOWN AND COUNTRY
1011 MUNICIPAL CENTER DRIVE, 63131
NOVEMBER 14, 2022**

WORK SESSION

The work session meeting of the Board of Aldermen of the City of Town and Country was held at 6:00 PM on Monday, November 14, 2022.

Present were Aldermen Allen, Even, Francisco, Holman, Hughes, Parrotte and Wiesehan. Alderman Mortland was absent.

Mayor Rehm presided.

Attorney Ed Sluys was present to represent the City.

1. Presentation/Discussion – Draft 2023 Budget

Utilizing a PowerPoint presentation, Finance Director Joan Jadali detailed recommended updates that were made to the proposed 2023 Budget following the initial presentation on October 24, 2022. Reductions in the General Fund (-\$265,194), Road Fund (-\$167,785), Capital Improvements Fund (-\$120,350), and Parks & Stormwater Fund (-\$538,200) were highlighted.

Chief Jim Cavins provided an overview of the Police Department staffing and vehicle requests included in the draft 2023 Budget.

City Administrator Bob Shelton described the Preservation Park playground planning costs included in the draft 2023 Budget and provided a brief history of the previous land sale offer. Alderman Francisco, on behalf of the Parks & Trails Commission, requested that Mr. Shelton reach out to CBC to discuss the potential for future land ownership opportunities.

General discussion was held about wants vs. needs in the draft 2023 Budget and the reductions included in Ms. Jadali's presentation. Alderman Holman referred to the reduction of the Mill & Overlay Program and continued inclusion of the Clayton Road resurfacing project. Public Works Director Michael Zeltmann described the timing of the two projects, the greater need based on the established PASER roadway condition and/or usage, and costs. He noted the potential for reducing the cost of Clayton Road resurfacing by starting on the east end of the City, which may allow for some funds to be utilized for mill and overlay for the streets that are most in need. Mr. Shelton noted that costs and programming options would be reviewed in advance of the next meeting.

The above mentioned presentation is attached hereto and made a part of these minutes.

No votes were taken.

REGULAR MEETING

The regular meeting of the Board of Aldermen of the City of Town and Country was held at 7:00 PM on Monday, November 14, 2022 at the Municipal Center.

PLEDGE OF ALLEGIANCE

Mayor Rehm led the Pledge of Allegiance.

ROLL CALL

The 7:00 PM roll call indicated Aldermen Allen, Even, Francisco, Holman, Hughes, Parrotte and Wiesehan to be present. Alderman Mortland was absent.

Mayor Rehm presided.

Attorney Ed Sluys was present to represent the City.

MINUTES – 10/24/22

Alderman Hughes moved for approval, seconded by Alderman Holman.

Mayor Rehm called for any corrections or amendments.

Hearing none, the minutes of 10/24/22 were approved by voice vote.

HEARING FROM CITIZENS

PUBLIC HEARING(S)

APPOINTMENTS

COMMUNICATIONS AND REPORTS

Alderman Holman

Alderman Holman reported that the Public Works Commission would not meet in November.

Alderman Parrotte

Alderman Parrotte announced that the Woods Mill Center applicant has requested a continuance to the Planning and Zoning Commission meeting of January 18, 2022. He also noted that LSS Mason Pointe has requested a continuance to the December 21, 2022 meeting.

Alderman Wiesehan

Alderman Wiesehan stated that the Police, Fire & EMS Commission would not meet in November.

Alderman Allen

Alderman Allen reported that the Ways & Means Commission would next meet at 8:30 AM on Wednesday, November 16 at the Municipal Center.

She added that the next meeting of the Veterans & First Responders Task Force would be held at noon on Wednesday, November 16 at the Longview Farm House.

Alderman Francisco

Alderman Francisco invited all to attend the Holiday Boutique on Saturday, November 19. She also noted that the annual Turkey Trot would be held on Thanksgiving Day and encouraged the public to sign-up.

UNFINISHED BUSINESS

BILL NO. 22-59, AN ORDINANCE AUTHORIZING ADOPTION OF THE FIRST AMENDMENT TO THE 2023 FIRE PROTECTION AND AMBULANCE SERVICE AGREEMENT WITH WEST COUNTY EMS AND FIRE PROTECTION DISTRICT FOR ADDITIONAL FIRE AND EMS SERVICES(sponsored by Alderman Even) (1st reading 10/24/22)

Mayor Rehm called for a second reading, without objection. Without objection, Bill No. 22-59 was read for the second time and placed upon its final passage.

Alderman Even moved for approval, seconded by Alderman Francisco.

The roll call vote was as follows: AYE, Aldermen Allen, Even, Francisco, Holman, Hughes, Parrotte and Wiesehan; NAY, none; ABSTAIN, none; ABSENT, Mortland.

The motion carried unanimously and Bill No. 22-59 became Ordinance No. 4538.

NEW BUSINESS

RESOLUTION NO. R09-2022, A RESOLUTION EXTENDING THE TEMPORARY MORATORIUM ON PRIVATE STREET ACCEPTANCE BY THE CITY OF TOWN AND COUNTRY FROM END OF CALENDAR YEAR 2022 TO JUNE 30, 2023

Alderman Holman moved for approval, seconded by Alderman Wiesehan.

A voice vote was held and carried.

WARRANT LIST-11/14/2022

Alderman Parrotte moved for approval, seconded by Alderman Allen.

Mayor Rehm called for discussion or amendments.

Hearing none, a voice vote was taken on the November 14, 2022 warrant list in the amount of \$603,799.60 and carried.

OTHER


ADJOURN

Motion was made by Alderman Holman and seconded by Alderman Even to move to closed session pursuant to Section 610.021 (1) to discuss attorney/client privileged communications and legal actions.

The roll call vote was as follows: AYE, Aldermen Allen, Even, Francisco, Holman, Hughes, Parrotte and Wiesehan; NAY, none; ABSTAIN, none; ABSENT, Mortland.

The motion carried unanimously and the Board moved to closed meeting at 7:07 PM.

The Board did not return to open regular session.


Ashley McNamara
City Clerk

2023 Recommended Budget-With Updates

City of Town and Country
As of November 14, 2022

2022 END OF YEAR BUDGET SUMMARY

Fund Description	2022 Beginning Balance	Revenue Estimates	Budget Expensed	Transfer In (Out)	Change in Fund Balance	2022 Ending Fund Balance
General Fund	\$7,546,548	\$11,129,970	\$10,883,037	\$2,264,663	\$2,511,596	\$10,058,144
Road Fund	1,336,109	1,141,098	2,129,028	181,138	(806,792)	\$529,317
Capital Improvement Fund	2,039,776	1,625,568	927,709	(182,263)	515,595	\$2,555,371
Parks & Stormwater Fund	2,015,036	2,185,730	2,241,377	1,125	(54,522)	\$1,960,515
Safety & Training Fund	23,199	13,568	14,460	0	(892)	\$22,307
Federal Equitable Sharing	6,645	0	2,525	0	(2,525)	\$4,120
ARPA Fund	1,122,244	1,142,419	0	(2,264,663)	(1,122,244)	\$0
Public Art Fund	0	8,500	7,500		1,000	\$1,000
TOTAL ALL FUNDS	\$14,089,557	\$17,246,853	\$16,205,637	\$0	\$1,041,217	\$15,130,775
General Fund Ending Fund Balance as % of Budget Request				92%		

2023 Recommended Budget

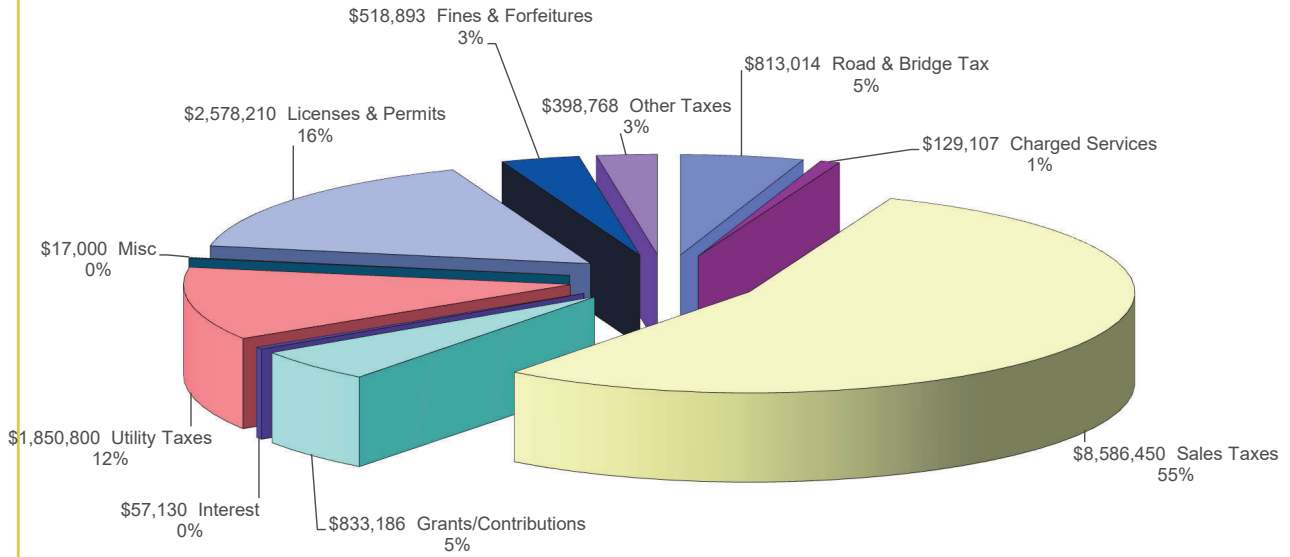
Fund Description	2023 Beginning Balance	Revenue Estimates	Budget Request (Expenditure)	Transfer In (Out)	Change in Fund Balance	2023 Ending Fund Balance
General Fund	\$10,058,144	\$10,490,549	\$11,197,014	\$0	(\$706,465)	\$9,351,679
Road Fund	\$529,317	816,014	1,718,624	373,293	(529,317)	\$0
Capital Improvement Fund	\$2,555,371	1,649,809	1,404,643	(373,293)	(128,127)	\$2,427,245
Parks & Stormwater Fund	\$1,960,515	2,812,192	2,523,603	0	288,589	\$2,249,104
Safety & Training Fund	\$22,307	13,993	16,819	0	(2,826)	\$19,481
Federal Equitable Sharing	\$4,120	0	3,575	0	(3,575)	\$545
ARPA Fund	\$0	0	0	0	0	\$0
Public Art Fund	\$1,000	0	0	0	0	\$1,000
TOTAL ALL FUNDS	\$15,130,775	\$15,782,557	\$16,864,278	\$0	(\$1,081,720)	\$14,049,055

General Fund Ending Fund Balance as % of Budget Request: 84%

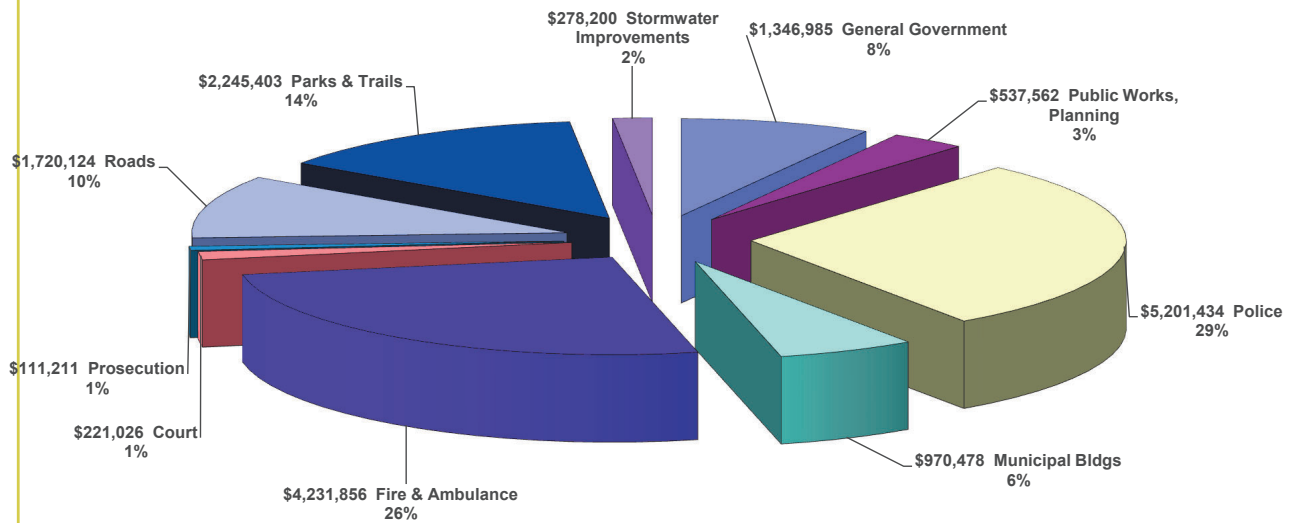
2023 Recommended Budget

- Ways and Means Commission will meet on the 2023 Recommended Budget on November 16th
- Public Hearing and first reading – November 28th
- Second Reading and finalization- December 12th

**CITY OF TOWN AND COUNTRY
2023 PROPOSED BUDGET
Revenues By Source-All Funds
\$15,782,557**



**CITY OF TOWN AND COUNTRY
2023 PROPOSED BUDGET
Total Expenditure Budget-All Funds
\$16,864,278**



General Fund Changes since 10/24/2022				
		Initial Submittal	Current Submittal	\$ Change
Administration:				
Legal Counsel	10-20-20005	119,980	105,000	(14,980)
Codification	10-20-20060	9,000	6,000	(3,000)
Public Relations	10-20-40020	11,285	8,285	(3,000)
Meetings & Training	10-20-40035	10,940	9,140	(1,800)
				(22,780)
Police:				
Salaries	10-50-10010	2,813,434	2,647,551	(165,883)
Holiday Pay	10-50-10020	100,247	98,019	(2,228)
Pension	10-50-10024	775,117	729,337	(45,780)
Payroll Taxes	10-50-10025	228,756	215,896	(12,860)
Group Life	10-50-10030	8,270	7,671	(599)
Disability Insurance	10-50-10031	16,037	15,091	(946)
Medical Insurance	10-50-10032	322,275	309,350	(12,925)
Dental Insurance	10-50-10036	28,793	27,458	(1,335)
				(242,556)
Development:				
Professional Svcs	10-60-20020	4,000	2,000	(2,000)
Fire:				
West County EMS	10-51-25510	3,764,527	3,766,669	2,142
	Total General Fund Reductions:			(265,194)

7

Road Fund Changes since 10/24/2022				
		Initial Submittal	Current Submittal	\$ Change
Contractual Svcs:				
Deer Management	20-65-20095	53,425	42,640	(10,785)
Road Maintenance:				
Crack Sealing	20-65-26567	60,000	55,000	(5,000)
Maintenance & Repairs:				
Building & Ground Main.	20-65-45080	5,000	3,000	(2,000)
Road Improvements:				
Milling & Overlays	20-65-56511	150,000	0	(150,000)
	Total Road Fund Reductions:			(167,785)

8

Capital Improvement Fund Changes since 10/24/2022				
		Initial Submittal	Current Submittal	\$ Change
Police:				
Capital Outlay-Vehicle Eq-Police	35-50-50050	247,900	220,900	(27,000)
Capital Outlay-Radio & Radar Eq.	35-50-50060	17,500	15,000	(2,500)
Capital Outlay-Other Eq-Police	35-50-50090	22,950	16,700	(6,250)
Municipal Bldg:				
Maintenance-Bldg Maint	35-70-45080	73,698	65,598	(8,100)
Capital Outlay-Vehicle Equip.	35-70-50050	27,500	0	(27,500)
Capital Outlay-Building/Grounds Impr.	35-70-50080	45,300	26,300	(19,000)
Capital Outlay-Other Equipment	35-70-50090	294,006	264,006	(30,000)
Total Capital Improvement Fund Reductions:				(120,350)

Parks & Stormwater Fund Changes since 10/24/2022				
		Initial Submittal	Current Submittal	\$ Change
Park Projects:				
Longview Farm	50-95-55510	587,850	549,650	
Defer acoustical panels				(20,000)
Defer replacement of meeting rm screen				(18,200)
Stormwater Projects:				
Misc Stormwater	50-95-59599	778,200	278,200	
Defer-Woodmark Construction				(500,000)
Total Parks & Stormwater Fund Reductions:				(538,200)

5 Year Capital Expenditure Plan – Road Fund

Project Name	% Reim	2022	2023	2024	2025	2026
Asphalt Resurfacing & Sealing Program (Novachip & Reclamite)		300,000	375,000	400,000	425,000	450,000
Mill & Overlay Program (1/5" to 2" on full depth asphalt pavement)				150,000	175,000	200,000
Concrete Slab Replacement Program (Street and/or Sidewalk)			150,000	175,000	200,000	225,000
Clayton Road Resurfacing (Novachip)			450,000	0	420,000	380,000
Old Woods Mill Road Resurfacing & Sealing (Novachip & Reclamite)						295,000
Bopp Road Impr. (Mill & Overlay and 8' Multi-use Trail on West Side)	65%	16,000		325,000(D)	250,000(R/W)	1,750,000
Total Cost		316,000	975,000	1,050,000	1,470,000	3,300,000
Grant / Partnership Reimbursement		0	0	211,250	162,500	1,137,500
City Cost		316,000	975,000	838,750	1,307,500	2,162,500
Beginning of Year Fund Balance		1,336,109	529,317	0	0	0
Projected Revenues		950,343	816,014	824,174	832,416	840,740
Transfers In		181,138	373,293	780,509	1,263,994	2,134,338
Grant Reimbursements		190,755	0	211,250	162,500	1,137,500
Fund Expenses Other than Capital items		-709,597	-743,624	-765,933	-788,911	-812,578
Capital Costs noted Above plus Reappropriations		-1,419,431	-975,000	-1,050,000	-1,470,000	3,300,000
End of Year Fund Balance		529,317	0	0	0	0

11

5 Year Capital Expenditure Plan – Capital Impr. Fd

Project Name	2022	2023	2024	2025	2026
Replacement of Administrative Vehicles	27,500		27,500	67,000	25,000
Public Works Maintenance Facility			25,000	125,000	450,000
PD Vehicles	52,000	220,900	181,891	159,538	164,324
PD - In-Car Mobile Data Terminals -- Repl.	9,000	10,000			
PD-Work Stations		8,000			
PD-In-Car Camera Systems		16,000			
PD - Radio & Radar Equip -Repl.& Bd Trailer	39,300	15,000			
Municipal Center - Conf. Room Chair Repl.		6,000			
Municipal Center – HVAC System			12,000	60,000	
Firehouse Roof Repairs			7,500	200,000	
WCEMS Capital per contract	213,896	254,006	273,370	274,097	274,706
Firehouse Upgrade		10,000			40,000
Information Technology System Upgrades	50,000	180,000	25,000	25,000	25,000
Total Cost	391,696	719,906	552,261	910,635	979,030
CAPITAL IMPROVEMENTS FUND:					
Beginning of Year Fund Balance	2,039,776	2,555,371	2,427,245	2,055,503	837,406
Projected Revenues	1,625,568	1,649,809	1,666,307	1,682,970	1,699,800
Fund Expenses Other than Capital items	-536,013	-684,737	-705,279	-726,438	-748,231
Capital Costs noted Above	-391,696	-719,906	-552,261	-910,635	-979,030
Transfers Out	-182,263	-373,293	-780,509	-1,263,994	-2,134,338
End of Year Fund Balance	2,555,371	2,427,245	2,055,503	837,406	-1,324,393

12

5 Year CIP– Parks & Stormwater Fund

<u>Project Name</u>	<u>% Reim</u>	<u>2022</u>	<u>2023</u>	<u>2024</u>	<u>2025</u>	<u>2026</u>
Drace Park - Playground	83%	501,365				
Longview Park - Playground	90%		495,000			
Preservation Park - Playground	90%			465,000		
Trail Overlay - Drace Park		50,000				
Trail Overlay - Longview		110,000				
Longview Park-Trail Sealing			12,000			
Clayton Road Trail Sealing (Reclamite)			26,000			
Drace Park-Trail Sealing			6,000			
Farm House Tuckpointing - Longview		8,000				
Longview Farm House-roof replacement				50,000		
Longview Farm House-Paver Resetting		15,000				
Longview Farm House-Structural Assess.			20,000			
Longview Farm House-Acoustical Panels				20,000		
Longview Farm House-Screen & Projector			1,800			
Longview Parking Lot Reconstruction			15,000	150,000		

13

5 Year CIP – Parks & Stormwater Fund

<u>Project Name</u>	<u>% Reim</u>	<u>2022</u>	<u>2023</u>	<u>2024</u>	<u>2025</u>	<u>2026</u>
Mason Trail (North) - Ph 1 - Clayton Road to I-64 (St. Louis County Partnership)			28,000	125,000		
Conway Road Pedestrian Improvements	65%		25,000		225,000 (D)	175,000(R/W)
Replacement of Parks Dept vehicles				25,000 #29	67,000 #27	
Topping Road Improvements Phase 2A	65%*	159,000 (D)	40,000(R/W)	650,000 (C)		
Topping Road Improvements Phase 2B	65%*		4,000	50,000 (R/W)	1,100,000(C)	
Total Cost		843,365	682,800	1,553,200	1,392,000	175,000
Grant Reimbursement		666,686		794,500	861,250	113,750
			465,000			
City Cost		176,679		758,700	530,750	61,250
			217,800			
Parks & Stormwater Fund:		2022	2023	2024	2025	2026
Beginning of Year Fund Balance		2,015,036	1,960,515	2,249,104	840,098	213,334
Projected Revenues		1,941,253	1,961,506	1,981,121	2,000,932	2,020,942
Grant Reimbursements		244,477	818,186	794,500	861,250	113,750
MSD Match (Deer Ck Watershed)		0	32,500	0	90,000	50,000
Transfers In		1,125	0	0	0	0
Transfers Out		0	0	0	0	0
				-	-	
Park Exp Other than CIP		-354,436	-1,660,803	1,710,627	1,761,946	-1,814,804
				-	-	
Stormwater Exp-CIP		-1,043,576	-180,000	1,167,000	-717,000	-460,000
Capital Costs noted Above plus				-	-	
Reappropriations		-843,365	-682,800	1,307,000	1,100,000	0
End of Year Fund Balance		1,960,515	2,249,104	840,098	213,334	123,222

5 Year CIP– Parks & Stormwater Fund

Stormwater Projects						
Project Name	% Reim	2022	2023	2024	2025	2026
Stormwater Maintenance Program		30,000	0	100,000	100,000	100,000
Laurel Lakes Estates Pond Project		950,000				
1839 Woodmark SW Project				500,000(C)		
Oak Springs Cul-de-sac SW Project			115,000(C)			
1617 Mason Valley SW Project					180,000(C)	
Sellenriek Middle SW Project					82,000(C)	
2717 N. Ballas SW Project (New)*	50%		65,000(D)*		180,000(C*)	
1120 Westmoor SW Project				550,000(C)		
13211 Thornfield SW Project				17,000(D)		
Summerhill East SW Project					175,000(C)	
Mason Grove SW Project (New)						65,000(D)
Arlington Oaks SW Project (New)						95,000(D)
13277 Tall Pine Bank SW Project (New)						100,000(D)
Bopp Lane Drainage SW Project (New)*	50%					100,000(D) *
Total Cost		980,000	180,000	1,167,000	717,000	460,000
MSD Match (Deer Creek Watershed)*			32,500		90,000	50,000
City Cost		980,000	147,500	1,167,000	627,000	410,000

Police Department Staffing Requests

- TCPD requesting to fill vacant 30th Officer and 3rd Lieutenant
- The necessities of staffing these vacant positions are totally separate and independent of each other but hold equal priority for organizational normalcy and success, appropriate span of control and, most importantly, the ability to provide our community with the highest level of service.
- Both positions were suspended to assist the City financially.
 - The Lieutenant’s position specifically to recover from the financial effects caused by the pandemic.
- Filling the vacant Lieutenant’s position returns TCPD’s organizational structure to an appropriate span of control at all levels and allows Commanders and Supervisors to re-focus their energy and attention directly to their staff and the mission of their respective units/divisions.
- The vacant 30th officer position has left us vulnerable to staffing shortages, mandated overtime expenditures and minimal flexibility for the utilization of benefit time

Police Department Staffing Requests (cont.)

- Statistically...
 - Since 2018, calls for service have increased an average of 4.175% each year
 - Since 2019, overall arrests have increased an average of 3.29% each year
 - Community engagement programs have grown exponentially
 - T & C is the largest per square mile city as compared to others in West County
 - TCPD staffs 4 officers per shift which is equal to or less than 6 comparable cities which are smaller in population, square miles and calls for service

17

Police Department Commander Tasks (cont.)

- The Police Department is the 2nd **highest** in response to calls for service but 3rd **lowest** in officers per 1000 resident's ratio.

Organizational Command Structure							
Agency	Chief	Captain/Major	Lieutenant	Sergeant	Sworn Officers	Per 1000 Residents	Calls for Service (2021)
TCPD	1	1	3	5	29	2.5	25460
Ellisville	1	1	5	5	24	2.4	23942
Creve Coeur	1	2	3	8	49	2.30	15651
Ladue	1	1	2	6	28	3	8953
Olivette	1	1	2	6	24	2.94	13031
Frontenac	1	1	4	4	21	6	18542
Richmond Heights	1	3	0	6	39	4.1	25221
Brentwood	1	2	2	5	29	3.5	12581
Maplewood	1	1	2	5	33	4	11977
Ballwin	1	1	3	6	48	1.5	29288

18

Police Department Commander Tasks

Captain Tasks	Captain Defoe	Lieutenant Tasks	Vacant (Flanagan)	Lt. Wilkey Support Services Commander	Lt. Walker Watch Commander
Patrol (3-Lieutenants)	X	Investigations (1-Sergeant/2-Detectives/1-CEU/5-SRU)		X	
City emergency operations co-coordinator	X	Patrol (2-Sergeant/2-Corporals/6-Officers)	X		X
Internal investigations	X	Use of Force Coordinator		X	
Public Information Officer	X	FTO Commander	X		
Special Event Permits (SEPA)	X	Case report reviews (incl CARE report submissions)	X	X	X
Police employment/background/marketing coordinator	X	Fleet Manager (incl mobile and portable radios)			X
Major Case Squad agency contact	X	Payroll	X	X	X
Asst Payroll administrator	X	Employment/Marketing & Recruitment		X	
Asst HR tasks	X	PASS/Policy review back-up			
City ordinance review	X	Sunshine back-up officer		X	
Accreditation coordinator	X	Training coordinator		X	
Sunshine back-up officer	X	Patrol schedule	X		X
Clery act requests	X	Time off request/tracking (sick, kelly, comp, vaca)	X	X	X
Lexipol	X	Evidence coordinator (audit/inventory/requests)			X
In-car video reviews	X	BWC/Toughbooks/L-3 cameras	X		X
Interns	X	Dispositions of criminal reports	X	X	X
Policy management	X	Code 1000 coordinator/agency contact		Chief assumed in FY2021	
Use of Force review	X	Public Information Officer		X	
Secondary Employment administration	X	Internal Investigation back-up		X	
Expungement orders	X	Social media coordinator/supervisor		X	
Departmental IT co-liaison	X	City camera system			X
Grant research	X	PASS			
		Accreditation asst-coordinator		X	
		In-car video reviews	X	X	X
		Sex offender registration follow-up			
		Use of Force review	X	X	X
		City of T & C mobile telephone account		X	
		Uniform/badges	X		
		Hospital advisory team		Captain assumed in FY2021	
		School crisis team		Detective Sergeant assumed in FY2021	
		Departmental IT co-liaison			X
		Grant research	X	X	X

Police Department Commander Tasks (cont.)

- In addition to these assigned tasks, the Executive Commanders (Chief, Captain and 2 Lieutenants), collectively participated in (responded to or initiated) over 250 calls for service in FY2021 and over 270 currently in FY2022. Your Executive Commanders are actively engaged throughout all levels, tasks and services of the organization.
- Staffing needs and assignments are continually evaluated. All vacancies and need for replacement or reassignment are reviewed by the Chief with input from Command Staff and approval of the City Administrator.

Replacement Vehicles

- 2 budgeted and ordered in 2022, not delivered
- 2 additional in 2023 are in excess of 100,000 miles

21

Preservation Park Playground Planning Cost - \$10,000

- Restrictions in Reciprocal Easement Agreement (REA) on City maintaining area of pavilion, playground and restrooms
- Current playground in need of removal due to safety
- Cost of removal and restoration similar to grant match to replace playground

22

Preservation Park Land Sale

- 2020 unsolicited offer to sell portion shown in red



- Offer was \$2MM to build up to 80,000 square foot office
- Board decided not to accept sale offer

23

Use Tax – April 2023 - Information

- A property tax is expected in 2024. The Use Tax would help limit the property tax
- Even with the addition of the City's portion of Use Tax, online tax will still be half compared to in store; 5.47% compared to 8.98%
- If approved, would add \$1.25 to a \$100 purchase
 - 50 cents would go to capital expenses, such as PD or fire equipment and roadway maintenance
 - 50 cents would go to parks and stormwater including trails
 - 25 cents would go to general fund which covers all operational costs such as police and fire

24

Use Tax – April 2023

- Timeline/Legislation
 - Would need 1st reading on November 28th, second reading on December 12th to certify in January
- Use Tax Previous Results
- Voters in Ward 1 and Ward 4 passed in April 2022.
- City-wide, it failed by only 5%, which would have needed only 73 more “yes” votes
 - 54.34% No (896 votes)
 - 45.63% Yes (752 votes)

25

Use Tax Example

- **\$299 Kohler Toilet**
 - Shipped to Home Depot - \$26.87 in tax
 - Shipped to residence - \$14.96 in tax
 - With T&C Use Tax, shipped to residence - \$18.69



26